







-  Public Water Service Area
-  Existing Public Sewer Service Area
-  Cell Tower
-  Public Water Supply Watershed Areas
-  Possible Future Sewer Service Area
-  Area of Contribution to Public Supply Well